

YOUNG VOICES

A pictographic overview
of children's and young people's lives
in Europe



Data from an opinion survey by UNICEF

Published by
Austrian Federal Ministry of
Education, Science and Culture

for the

Regional Meeting of Education Ministers

(from Czech Republic, Hungary, Slovak Republic,
Slovenia and Austria)

“Young People are Europe's Future”

18 and 19 February 2004 in Vienna



EUROPEAN CENTRE
FOR SOCIAL WELFARE POLICY AND RESEARCH
AFFILIATED TO THE UNITED NATIONS

EUROPÄISCHES ZENTRUM
FÜR WOHLFAHRTSPOLITIK UND SOZIALFORSCHUNG
IN ZUSAMMENARBEIT MIT DEN VEREINigten NATIONEN

CENTRE EUROPÉEN
DE RECHERCHE EN POLITIQUE SOCIALE
AFFILIÉ AUX NATIONS UNIES



Introduction

In 1989, the UN-Convention on the Rights of the Child was adopted. The Convention provides children and young people's rights to protection, provision and participation. With regard to participation, the Convention not only states that children and young people have the right to express themselves freely, but also requires that their views should be taken into account when making decisions that affect them.

The Young Voices poll, which was carried out in Europe and Central Asia on behalf of UNICEF, is one way of listening to young people, today. Furthermore, UNICEF aims to encourage the operationalisation of the poll's findings into better policies, more effective budgets and changed attitudes towards young people in society.

This leaflet contains a pictographic overview of selected findings from different European countries. It is based on the Young Voices poll data that the European Centre gratefully received from UNICEF. The survey was conducted using the same questionnaire and methodology in all countries involved. The children interviewed were selected according to their age, gender, geographical region, area (rural/urban) and the socio-economic status of their household. All children were interviewed in their own language and in their home.

The choice of European countries presented in this leaflet is based on the following criteria: (1) mix of European Union Member States, accession candidate countries set to join 2004 and accession candidate countries set to join 2007, (2) mix of welfare state regimes (3) regional balance (4) inclusion of all countries participating in the Regional Meeting of Ministers of Education "Young People are Europe's Future", 18-19 February 2004, Vienna (with exception of Slovenia which was not included in the Young Voices opinion poll).

The following table shows the 11 countries selected for this leaflet as well as the numbers of interviewed young people in these countries:

2

	9-13 year olds	14-17 year olds	Total
Austria	225	203	428
Bulgaria	200	190	390
Czech Republic	223	200	423
Denmark	234	168	402
Germany	218	182	400
Greece	216	171	387
Hungary	201	195	396
Poland	203	194	397
Romania	244	203	447
Slovak Republic	244	204	448
United Kingdom	242	152	394
Total	2.450	2.062	4.512

Table of Contents

Happiness

Do I feel happy?	4
On what occasion do I feel happy?	5

School

Why do I go to school?	6
How is the relationship to my teachers?	7
Is it easy to discuss students' problems in my school?	8

Level of information

How much do I know about: Computers? Children's rights?	9
--	---

Discrimination of children

How are disabled children treated in my country?	10
How are children of different ethnic groups/cultures treated in my country?	11

Politics and participation

3

Do I think voting in elections is an effective way to improve things in my country?	12
Is my opinion taken into consideration when my local government makes decisions that concern children?	13

Future perspectives

Will my life in the future be better than my parents' life now?	14
As an adult, will I continue living in my country?	15

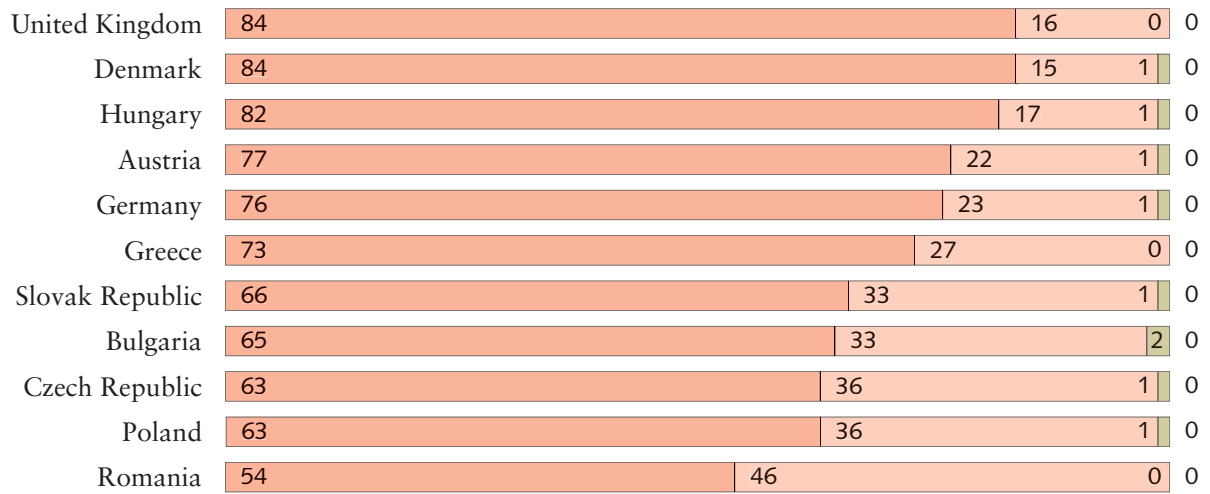
Do I feel happy?

(in percent)

Total of all countries



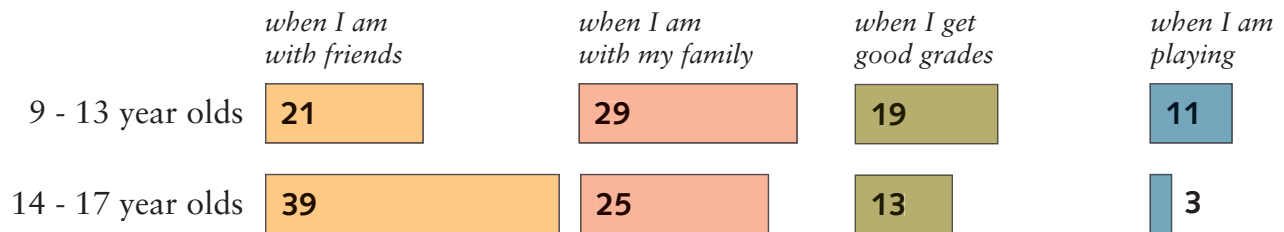
<i>most of the time</i>	<i>only sometimes</i>	<i>only sometimes</i>	<i>almost never</i>
-------------------------	-----------------------	-----------------------	---------------------



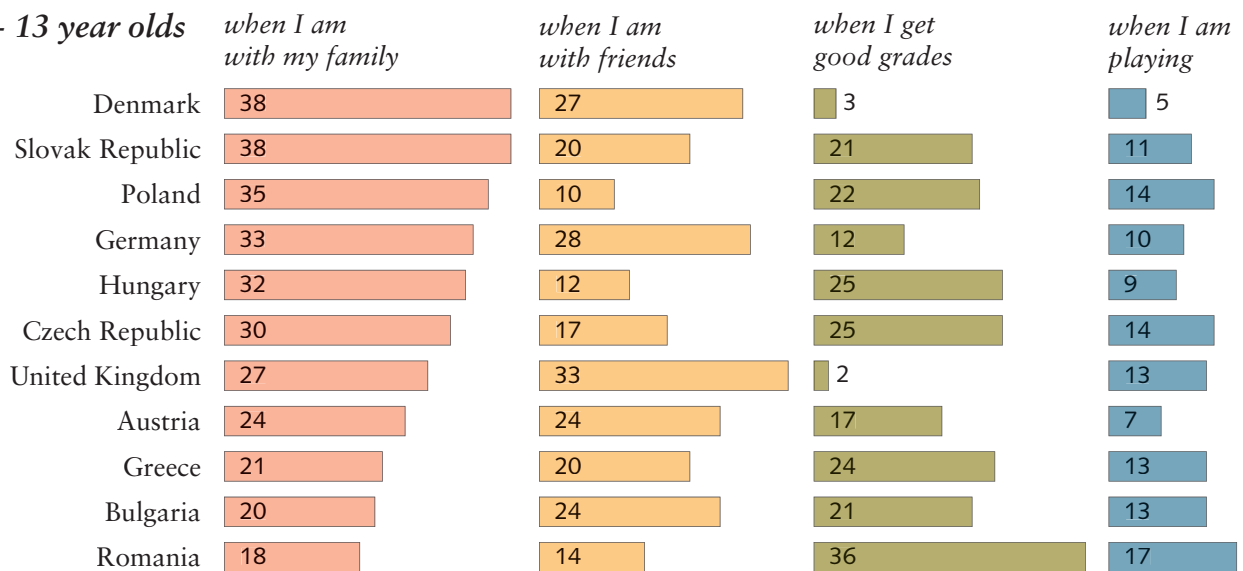
On what occasion do I feel happy?

(1st occasion mentioned, in percent)

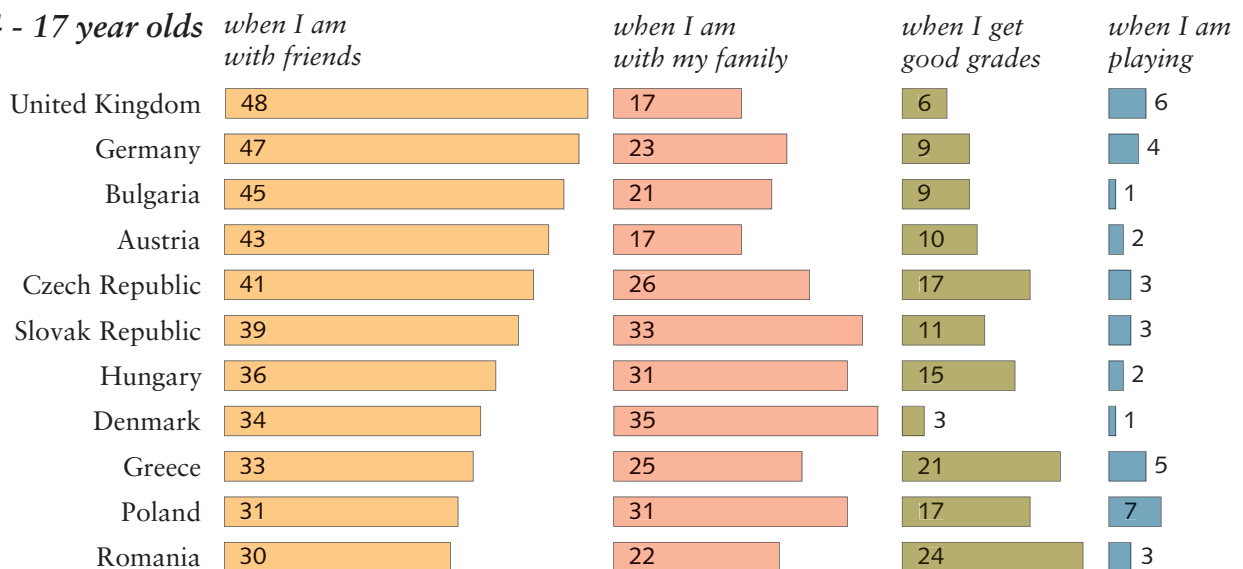
Total of all countries



9 - 13 year olds



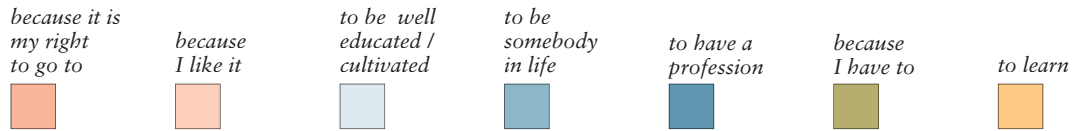
14 - 17 year olds



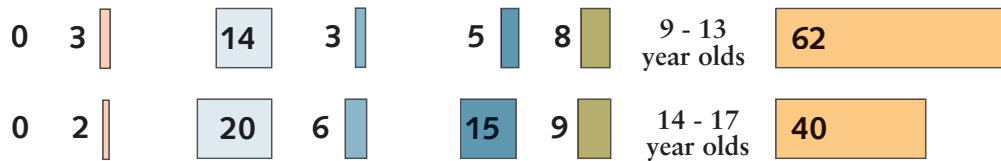
Other answers were possible but cannot all be shown.

Why do I go to school?


(1st reason mentioned, in percent)



Total of all countries

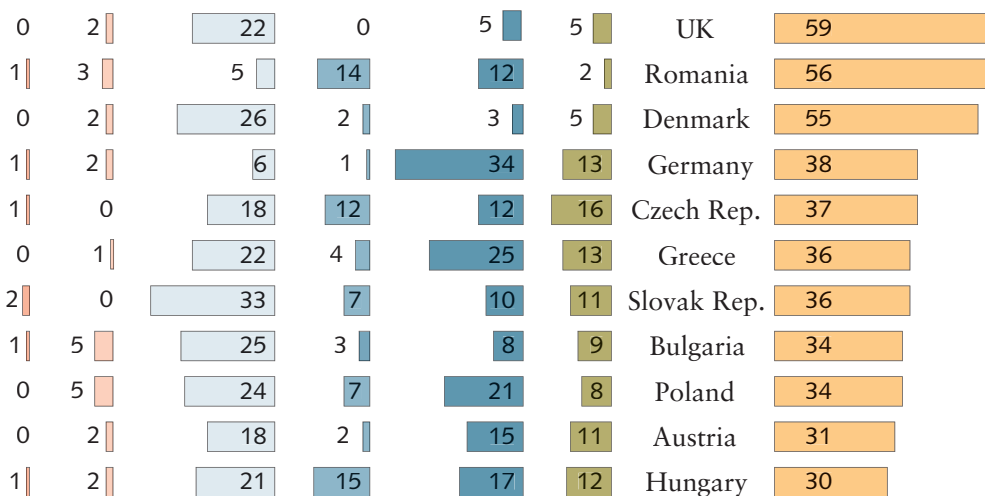


9 - 13 year olds



6 • School

14 - 17 year olds

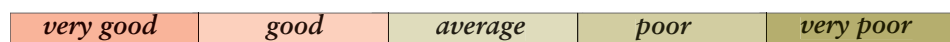



Other answers were possible but cannot all be shown.

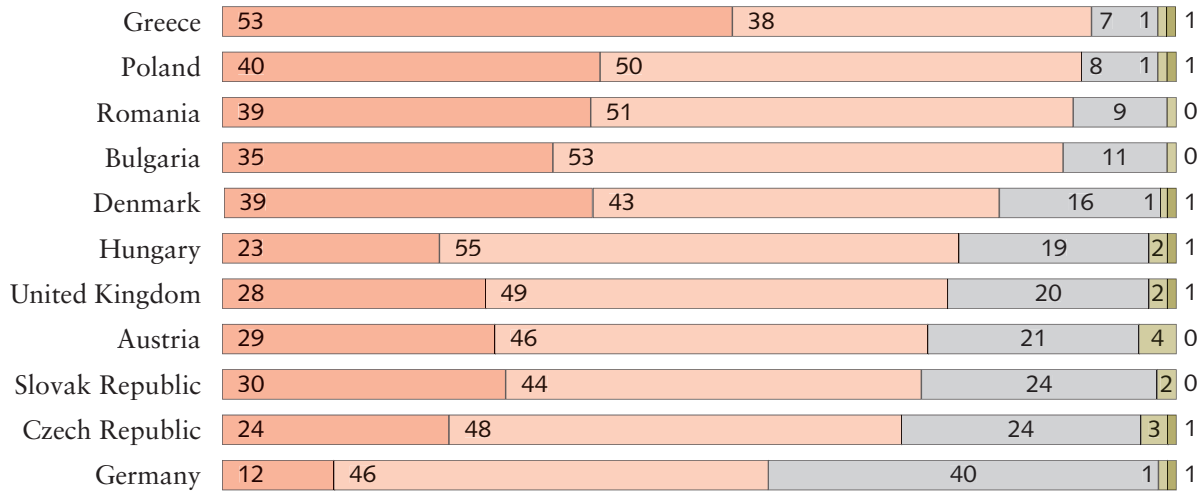
How is the relationship to my teachers?

(in percent)

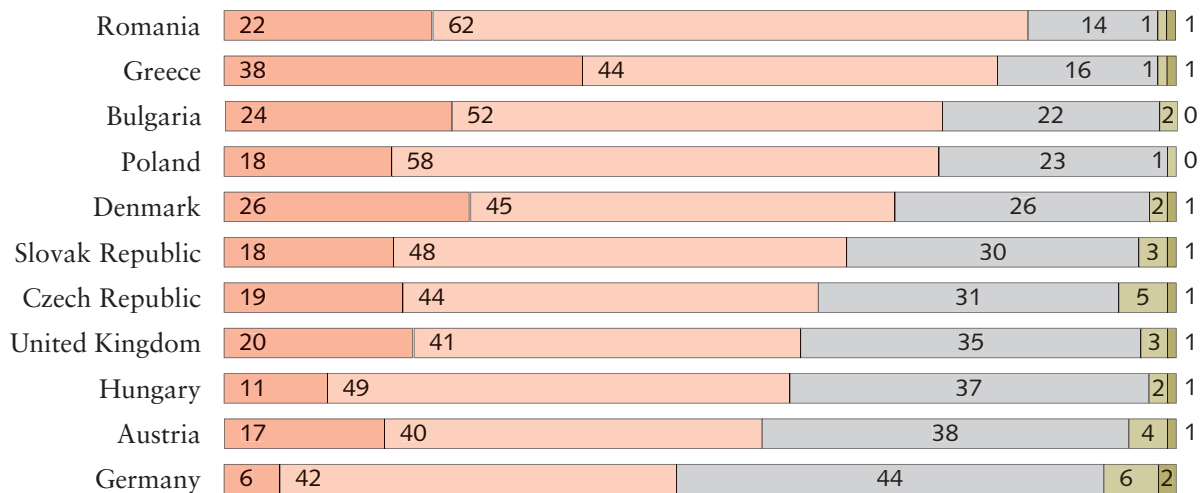
Total of all countries



9 - 13 year olds



14 - 17 year olds




“Do not know” answers are processed as missing cases

Is it easy to discuss students' problems in my school?

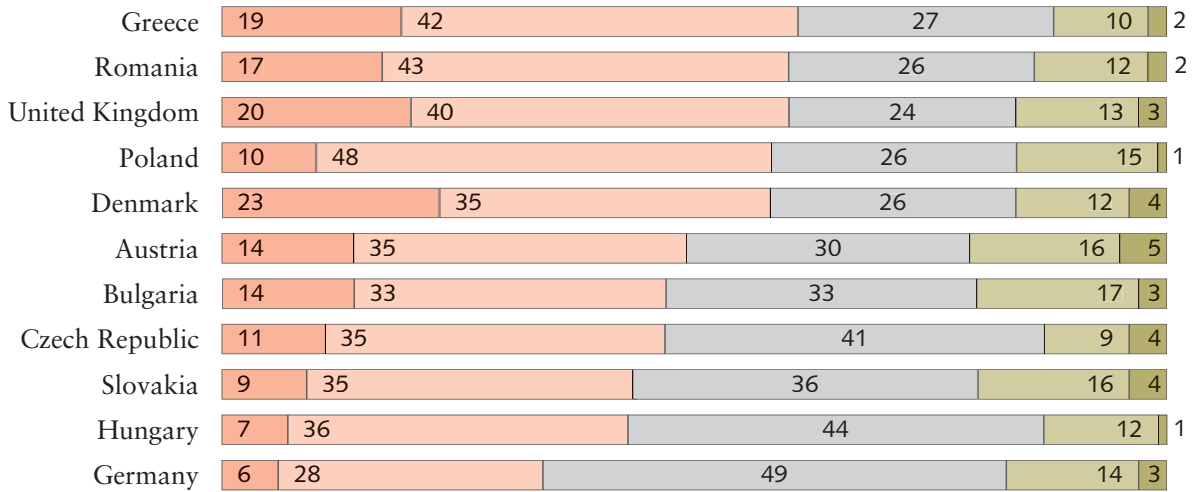
(in percent)

Total of all countries



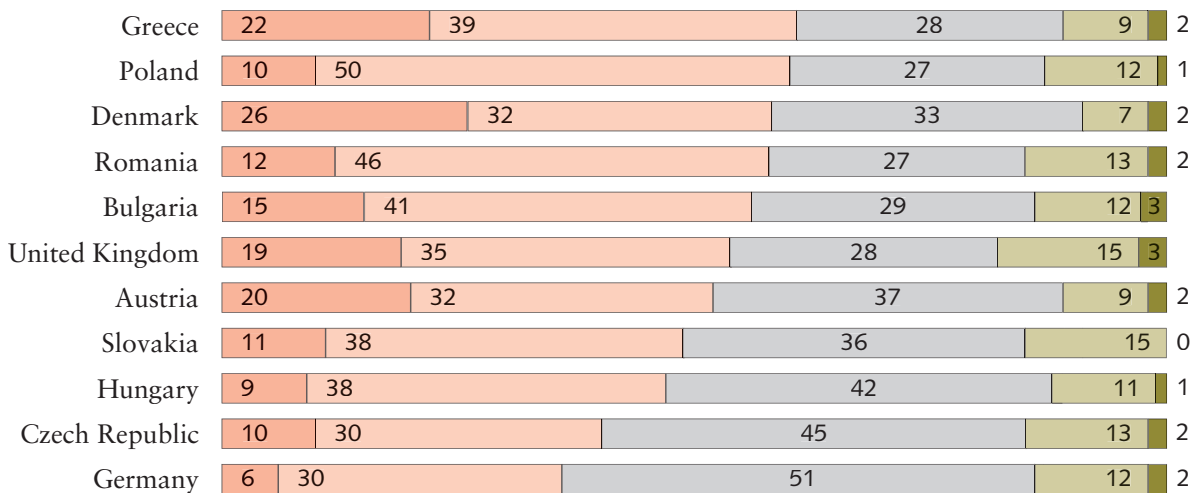
very easy easy average difficult very difficult

9 - 13 year olds



∞ • School

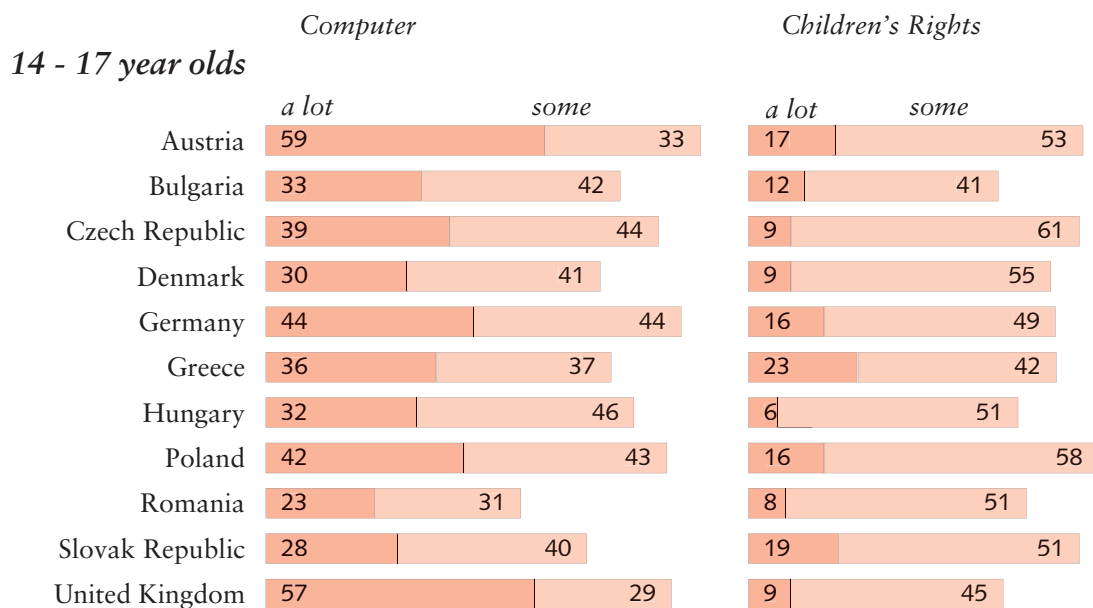
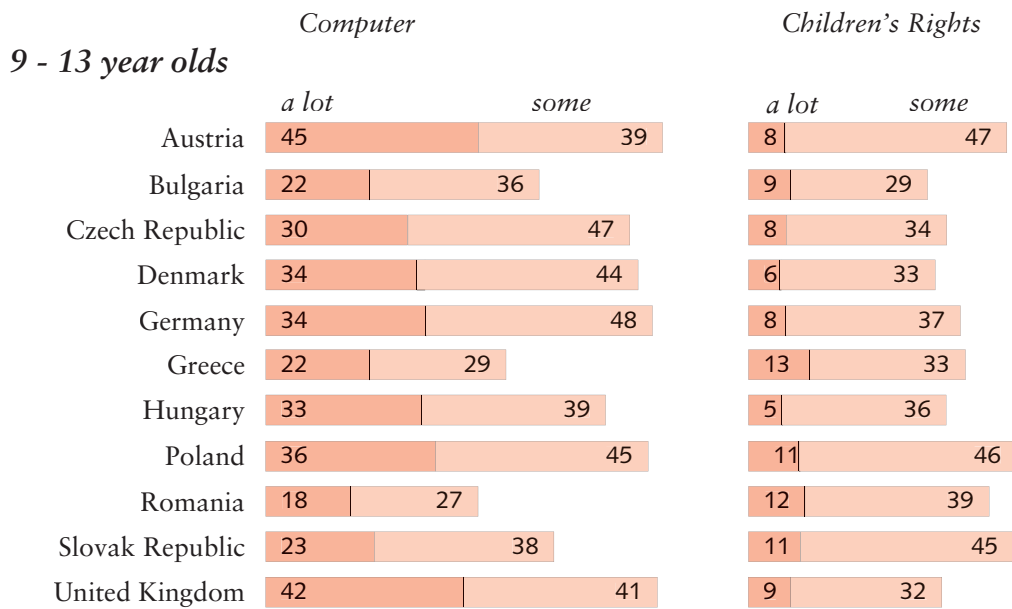
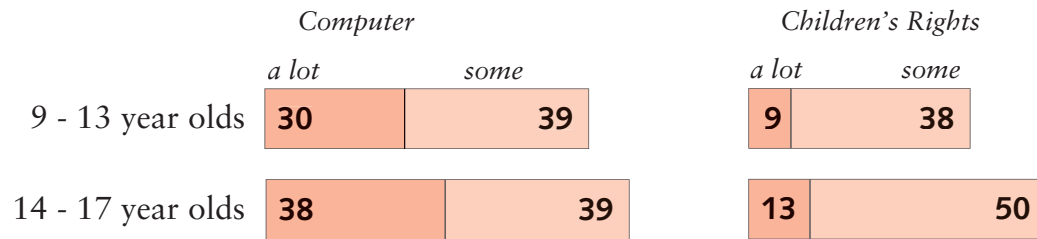
14 - 17 year olds



“Do not know” answers are processed as missing cases

How much do I know about: Computers? Children's rights? (in percent)

Total of all countries

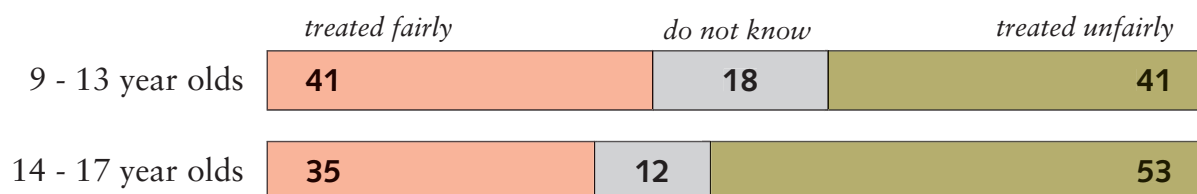


Other answers not shown:
"very little", "only know the name", "absolutely do not know anything about it".

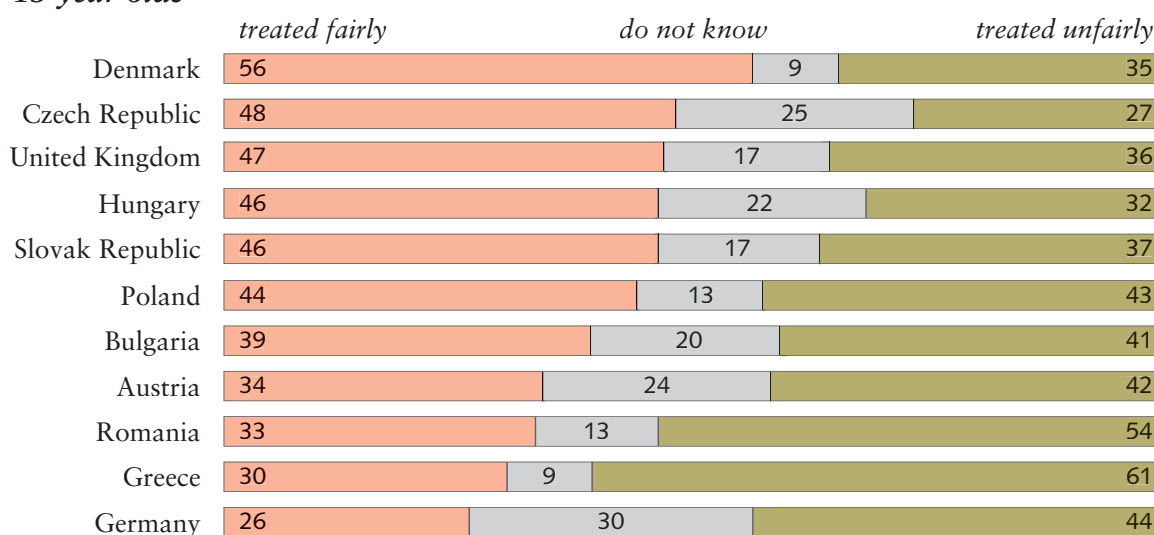
How are disabled children treated in my country?

(in percent)

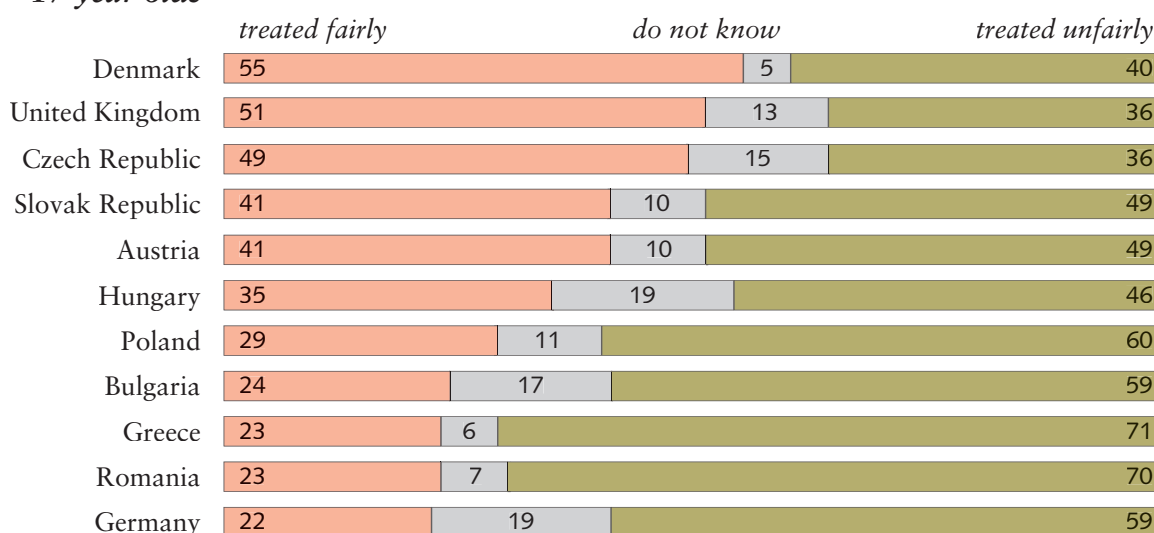
Total of all countries



9 - 13 year olds

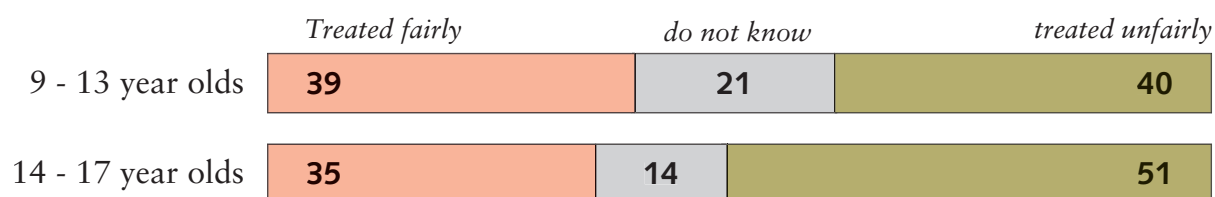


14 - 17 year olds

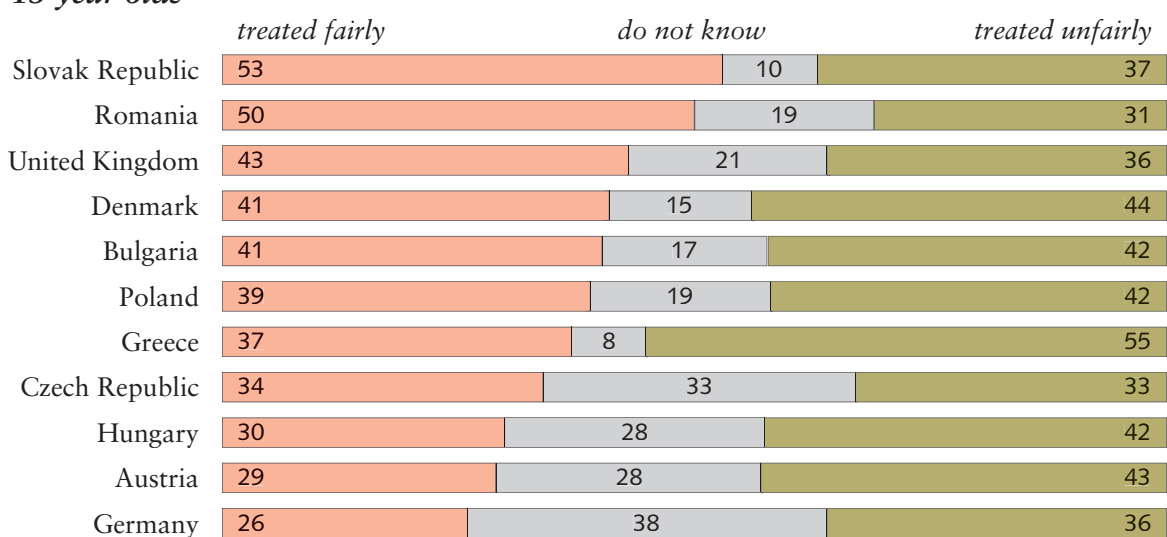


How are children of different ethnic groups/cultures treated in my country? (in percent)

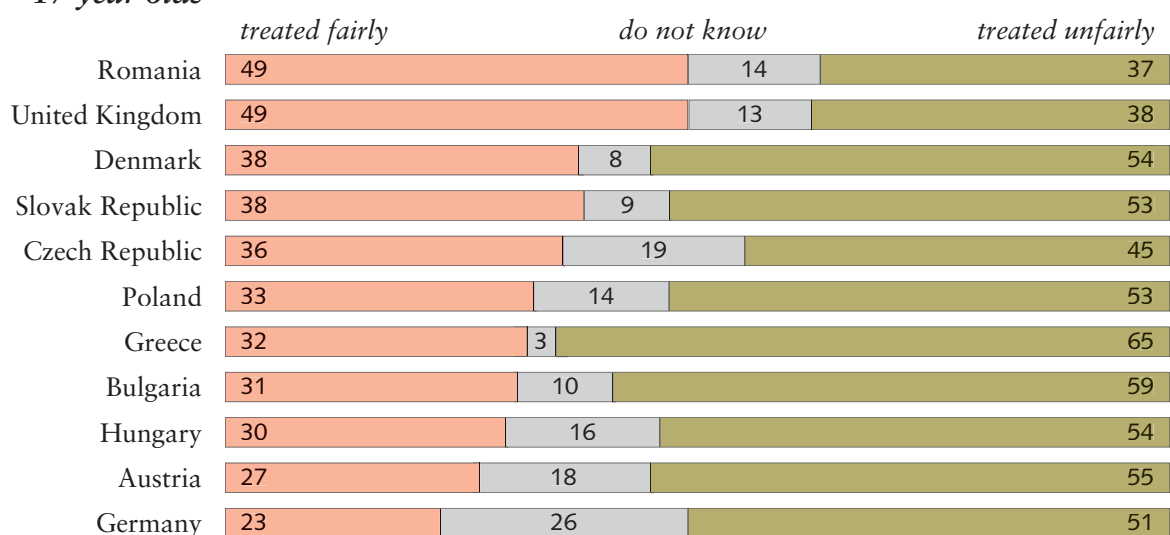
Total of all countries



9 - 13 year olds



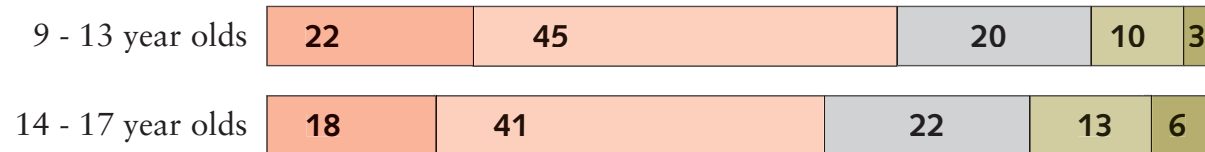
14 - 17 year olds



Do I think voting in elections is an effective way to improve things in my country?

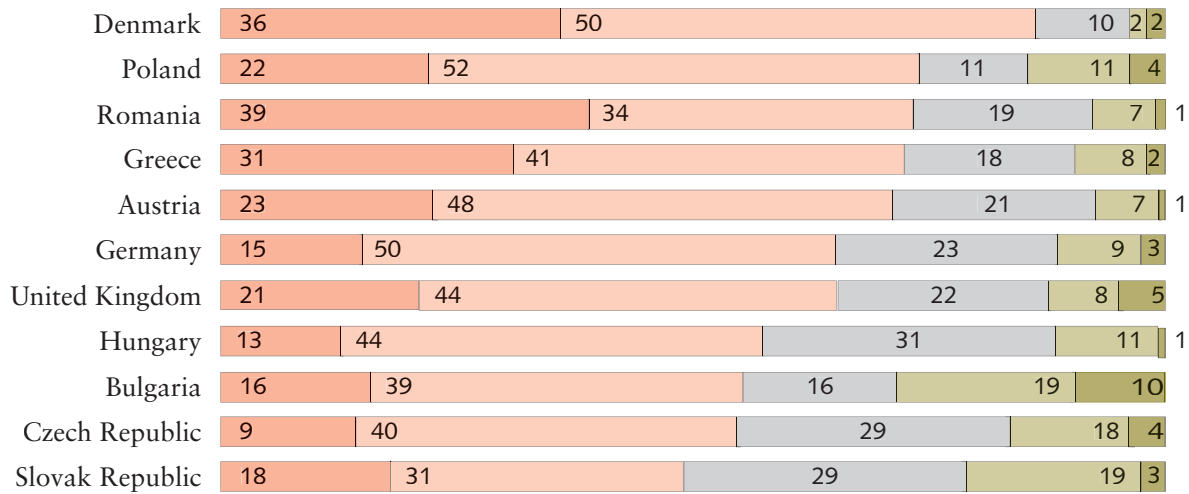
(in percent)

Total of all countries

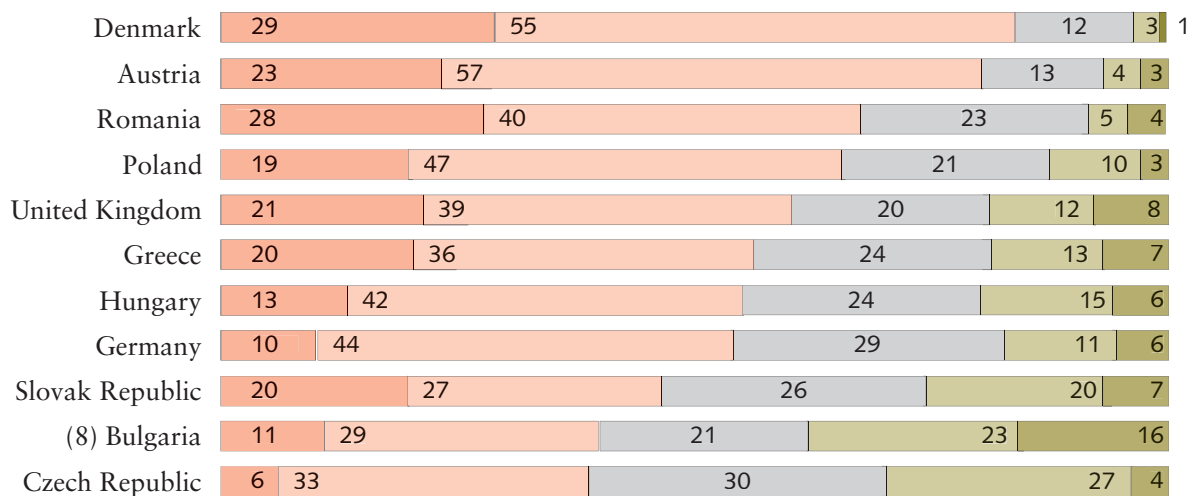


very effective *effective* *neither/nor* *ineffective* *very ineffective*

9 - 13 year olds



14 - 17 year olds



“Do not know” answers are processed as missing cases

Is my opinion taken into consideration when my local government makes decisions that concern children?

(in percent)

Total of all countries

	yes	not enough	do not know	not at all
9 - 13 year olds	19	22	29	30
14 - 17 year olds	18	30	14	38

9 - 13 year olds

	yes	not enough	do not know	not at all
Slovak Republic	26	35	23	16
Austria	23	26	32	19
Czech Republic	21	28	38	13
Denmark	22	24	34	20
Romania	22	16	27	36
Hungary	16	20	30	34
Germany	15	20	42	23
Poland	15	19	29	37
United Kingdom	17	17	38	28
Bulgaria	19	15	19	47
Greece	8	23	12	57

14 - 17 year olds

	yes	not enough	do not know	not at all
Denmark	27	42	11	20
Slovak Republic	28	39	8	25
Austria	17	41	19	23
Czech Republic	25	33	18	24
Romania	22	24	14	40
Hungary	16	29	17	38
Germany	13	29	24	34
Bulgaria	20	20	10	50
Poland	8	29	14	49
United Kingdom	15	21	16	48
Greece	10	23	6	61

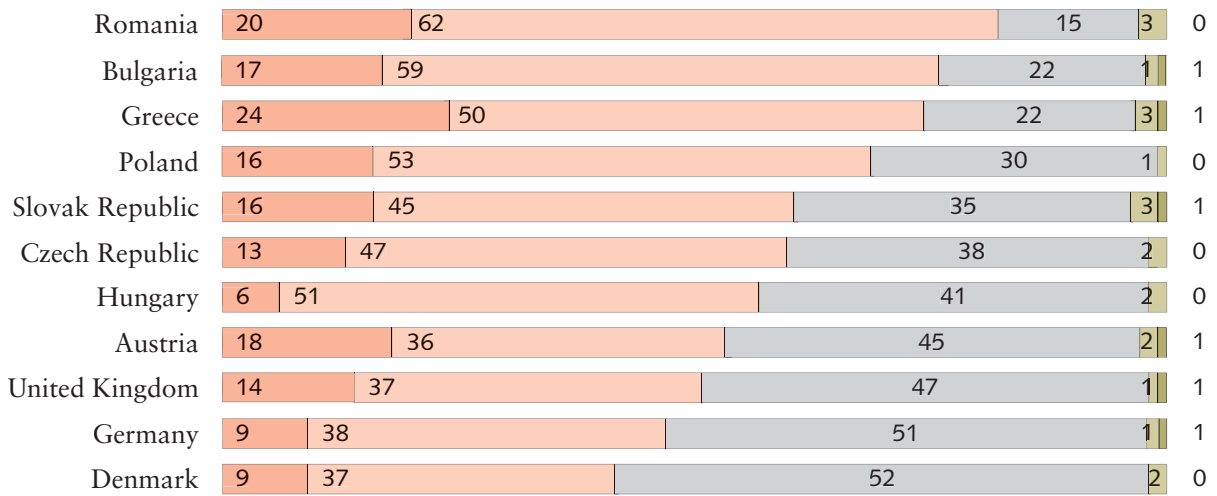
Will my life in the future be better than my parents' life now?

(in percent)

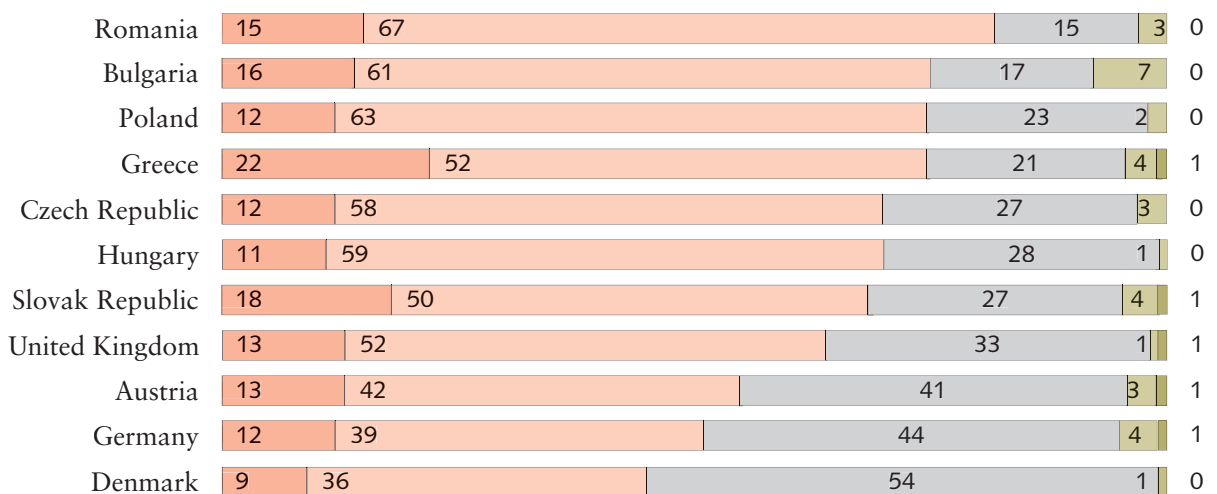
Total of all countries



9 - 13 year olds



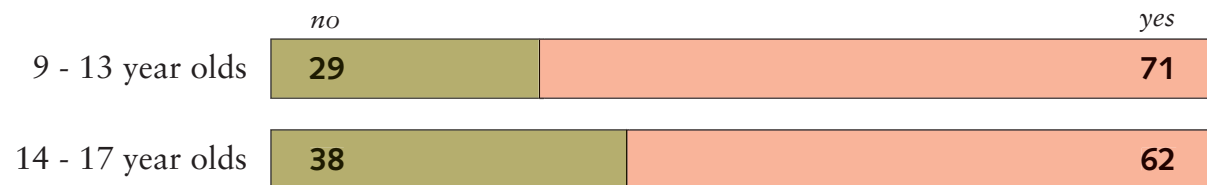
14 - 17 year olds



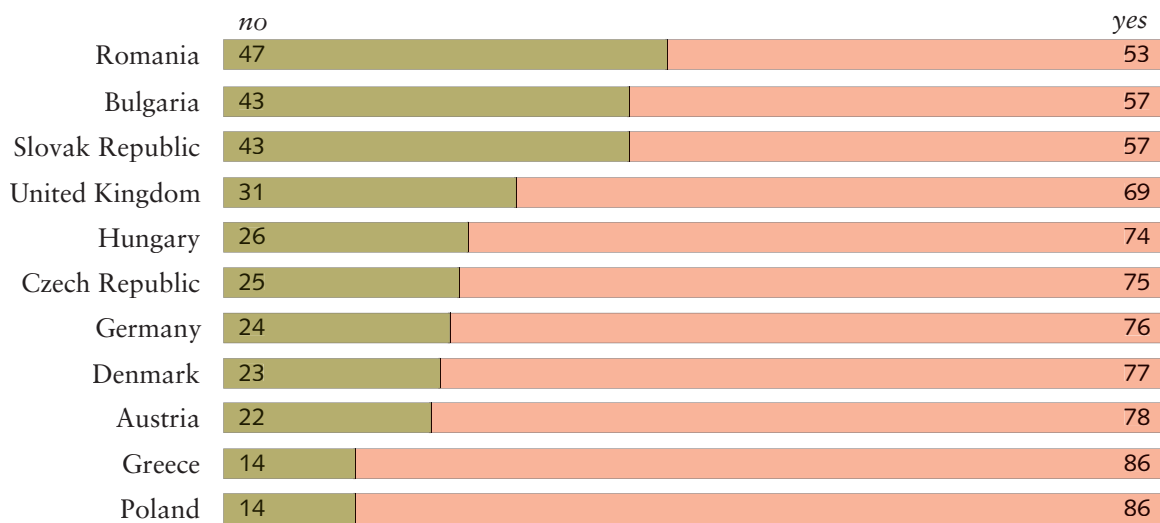
“Do not know” answers are processed as missing cases

As an adult, will I continue living in my country? (in percent)

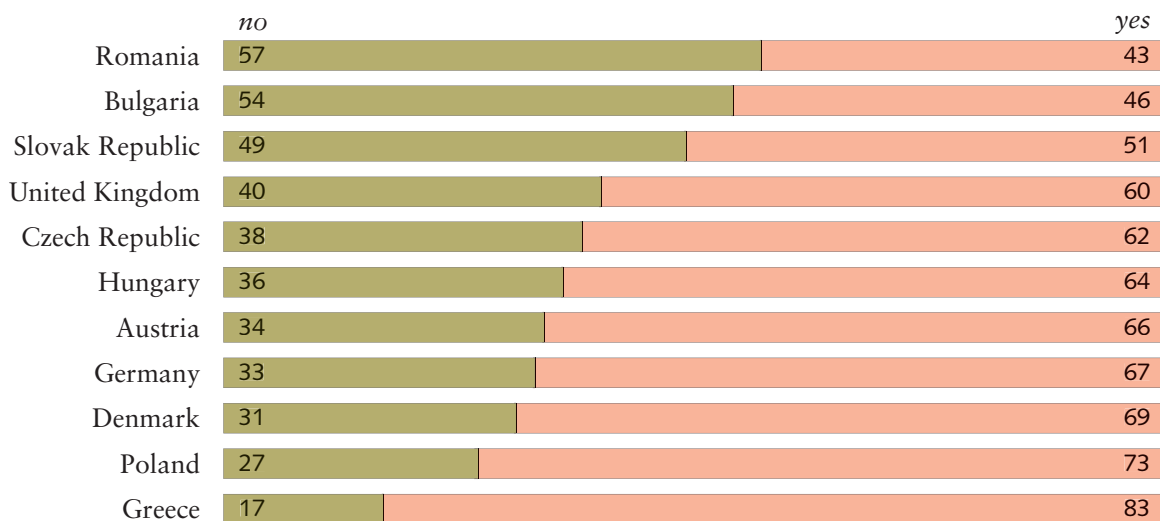
Total of all countries



9 - 13 year olds



14 - 17 year olds



“Do not know” answers are processed as missing cases

Prepared by:

Renate Kränzl-Nagl
Barbara Riepl
Liselotte Wilk
Yitzhak Berman
Solomon Eaglstein

Design and lay-out by :

kolkhos.net

For further information please contact:

Renate Kränzl-Nagl
European Centre for Social Welfare and Research
Berggasse 17
A- 1090 Vienna
Email: kraenzl-nagl@euro.centre.org
www.euro.centre.org

published by:

Austrian Federal Ministry of
Education, Science and Culture

bm:bwk